

Submitting manuscript for publication

- by
- O.Baiyewu.
- Department of Psychiatry
- College of Medicine
- University of Ibadan



Publishing

- What do you want to publish
- Part of the study or whole study
- Some people attempt to fragment their work in other to get many papers
- This should not be encouraged
- What audience are you targeting?
- What contribution? do you feel you will make?



Quality

- In the first instant what you write will depend on the quality of your work
- It is possible to have a good research project and a poor write up.
- Also a not so good research if well written may add some value to the project



Condition for publishing

- Most reputable journals will insist that work involving human subjects must conform with the Helsinki declaration.
- It is important you get approval of Institutional Review Board before study begins



Why publish

- It is important to disseminate information about the result of your study
- People will not know unless that is done
- What will be the medium for publishing?
- Examples- monograph, online publishing, book, journal publication

Which type of journal?
For what audience



Why publish II

- Who will be contributors?
- Remember, others may have made intellectual input to your work.
- They should be co-authors or at least acknowledged
- Ideally your supervisor should be a co-author
- Your examiner need not be, unless in a special circumstance




Choosing a journal

- This could be problematic for beginners.
- You may receive assistance by looking at the journal list in Pubmed or African Journal online.
- It is difficult to get into journals with high impact factor since their rejection rate is high.



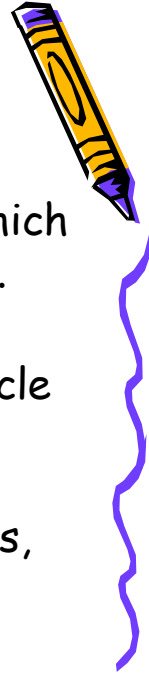
Choosing a journal 2

- There could be a problem when your study is multi-disciplinary. Eg a study in obstetrics that involves biochemistry or hormonal assay. Neurology or psychiatric study involving CT Scan or MRI- Do you want to publish in a neurology or radiology journal.



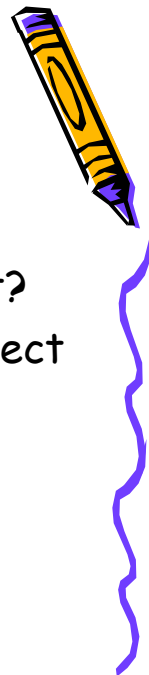
Choosing a journal 3

- Most journals have a website in which there is an instruction to authors.
- Read such carefully. Check for information word limit for an article and follow that religiously. Word limit applies to the body of your paper outside abstract, references, and tables.



Before submission

- Think of the journal and its policy
- What message are you sending out?
- Does your paper in its entirety reflect this message?
- Are you saying anything new?
- Journals like Lancet, JAMA, pride themselves as reporting "Break in news"



Format

- Most journals give information on how to format of your paper.
- Title page with list and affiliation of authors.
- Abstract, running title, key words, introduction, methods, result discussion, limitation and conclusion.
- ~~Some~~ Some journals do not accept conclusion.



How

- Ideally you should write the first draft and thereafter your supervisor should take more active part.
- Read the manuscript over and over again to avoid silly typographical errors.
- What should be the order of authors list?
Who should be acknowledged



Instruction

- Follow instruction for submission especially online submission.
- Failure may delay processing of your paper.
- Some online facilities will encourage you to follow the progress of your paper.



Some may ask you to nominate a reviewer.



Manuscript

- After you send out a manuscript, be prepared for one of the following decisions
- Accepted- rarely!
- Make minor modifications
- Make major modifications
- Rejected



Reactions to editors decision

- Do not be dejected if the manuscript is rejected.
- Usually the reviewers will give comments that will be helpful to you in modification for submission elsewhere.
- Papers from some scientific breakthroughs were initially rejected only to be appreciated later.



- Thank you for your attention.

